

Options For T-DIE, Feed Block And Gear Pump:



Multi-Manifold Coextrusion Die



A flexible lip adjusting system to provide an uninterrupted flow surface in the lip area. Closely spaced lip adjusting bolts act against polymer pressure and the natural spring of the metal. The lip is flexed to adjust the gap, the bolts always remaining in compression eliminate thread slack and resulting loss of sensitivity inherent to push-pull systems.



Ultraflow Coextrusion Feedblock

- All stainless steel construction – Provides corrosion resistance
- Split body design – Ease of cleaning
- Streamlined flow surface – Minimizes residence time – Reduces gel formation
- Modular design – Expandable from two to seven layers
- Flow turning modules – Uniformly distributes layers
- Optional valves – Direct skin layer from top to bottom
- Removable flow spool for layer sequencing is available



Multi-Manifold Sheet Dies



Multi-manifold dies are the newest generation of sheet dies. These advanced products can be supplied with a restrictor bar for each extrusion layer to accommodate major shifts in viscosity. Multi-manifold sheet dies provide very uniform skin layers and reduce costs by minimizing the premium polymer usage without sacrificing physical properties.



Feed Block

Cloeren's patented three-layer Variable Geometry (VG™) Feedblocks offer optimum flexibility for flat coextrusion applications. Externally adjusting vanes enables processors to adjust for layer-structure changes without interrupting operations. Its unique distribution pins optimize layer uniformity.



Gear Pump



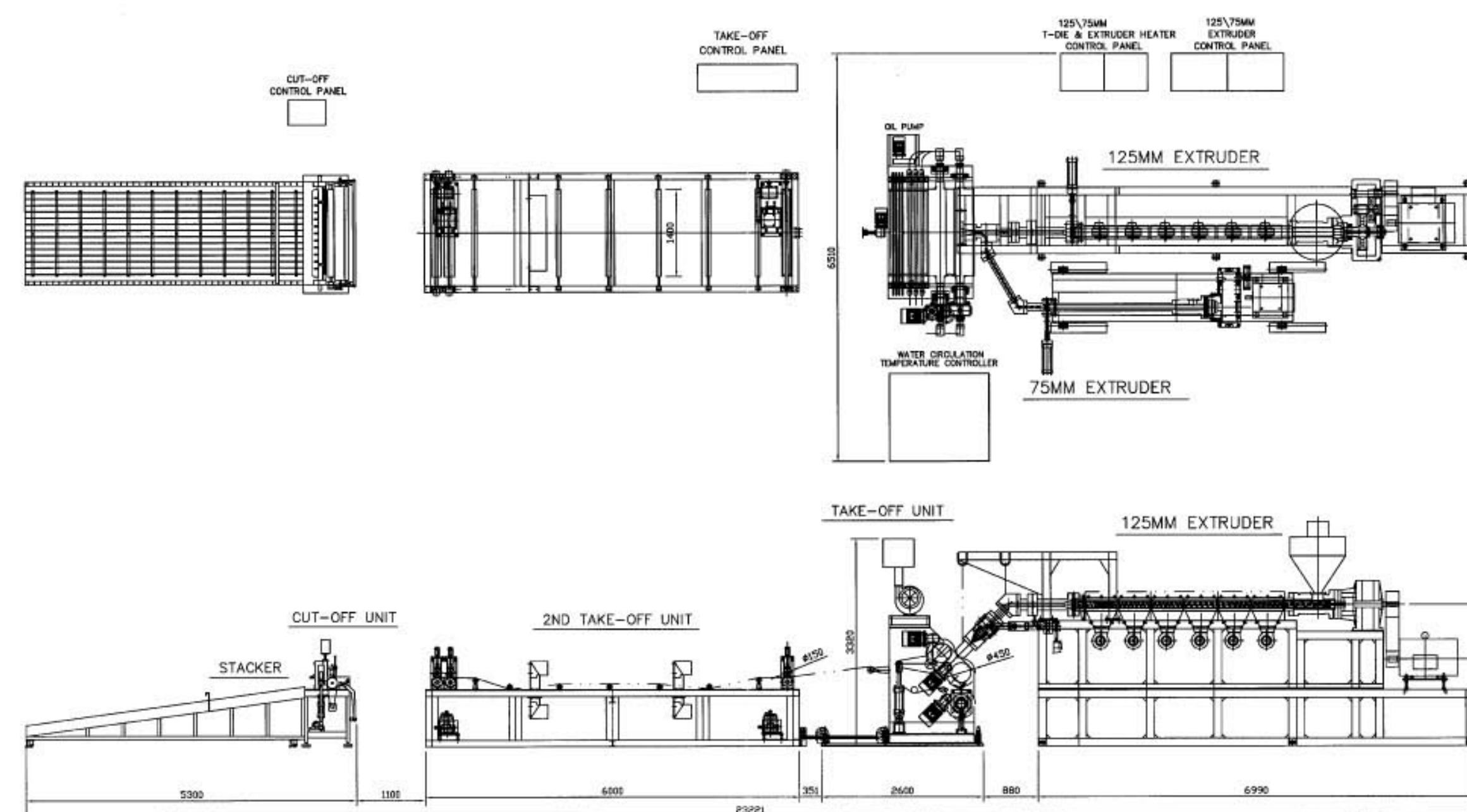
The optimized flow inlet and outlet geometries of this pump, makes it suitable for a wide range of applications. The bearings and the channels are designed to minimize the residence time and for a stress free flow of the melt through the pump. Therefore the pump can be used in applications with thermosensitive, transparent and as well easy degradable polymers.



Gear Pump

maag pump systems

- Eliminates discharge fluctuations caused by variations of the pressure and /or viscosity
- Reliability of the process enhanced
- Increased productivity
- Closer tolerances band
- Material savings
- High reliability of the process
- Reduced energy consumption



- * Mono-layer and Multi-layer Sheet Extrusion Systems for upto 5 layers
- * Versatile and reliable downstream equipment
- * Complete Sheet Extrusion Line with extruders 55-200 mm
- * Processing Capabilities: ABS, PE, PP, PS, HIPS, PET, PC, PMMA, and other thermoplastic materials.



CHI CHANG MACHINERY ENTERPRISE CO., LTD.

HEAD OFFICE:
NO. 43, SINLE ROAD, TAINAN CITY, 702 TAIWAN
TEL: 886-6-261 2121-5
FAX: 886-6-264 5953, 291 7475
E-mail: chichang2014@extrusion.com.tw Http: www.extrusion.com.tw
(E-mail address will be changed annually)

CHI CHANG MACHINERY ENTERPRISE SHEET EXTRUSION LINE

The company you can rely on



SHEET EXTRUSION LINE





Roll Stack For Thick Sheet

- Custom engineered roll stack designs include adjustable, vertical, 45° angled and horizontal models.
- Wide range of embossing & polishing calenders to meet almost all the numerous and varied production requirement.
- Quick heat transfer characteristics and temperature across the whole roll width.



Roll Stack For Thin Sheet



Water Cooling Temperature Controller (For Roll Stack)



Edge Trimming & Slitting Unit



Chi Chang Advanced Control System

NDC THICKNESS GAUGING SYSTEM




NDC Thickness Gauging System


- View Thickness Across the Web
- Manual Control or Automatic Control Incorporated to Auto Die

OTHER OPTIONS AVAILABLE:

- Fully Automatic and Integrated Gravimetric System
- Edge Trim Recycling with Full Automation
- Multi-Component Blenders
- Lamination Systems
- Continuous Screen Changers
- Corona Surface Treaters
- Dehumidifiers
- Chillers



CCM EXTRUSION LINE (FOR THIN SHEET)



CCM EXTRUSION LINE (FOR THICK SHEET)