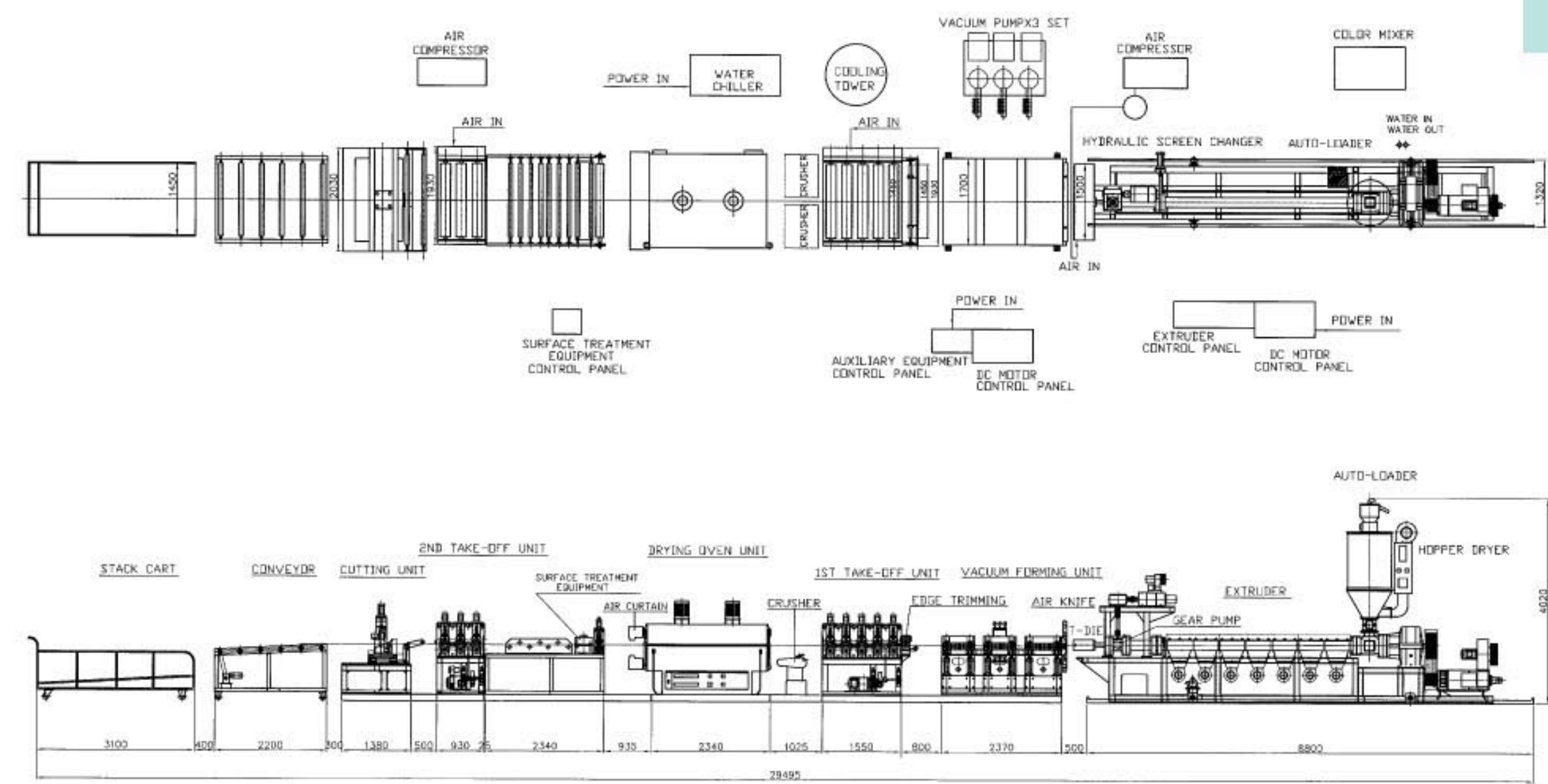


1300mm Wide


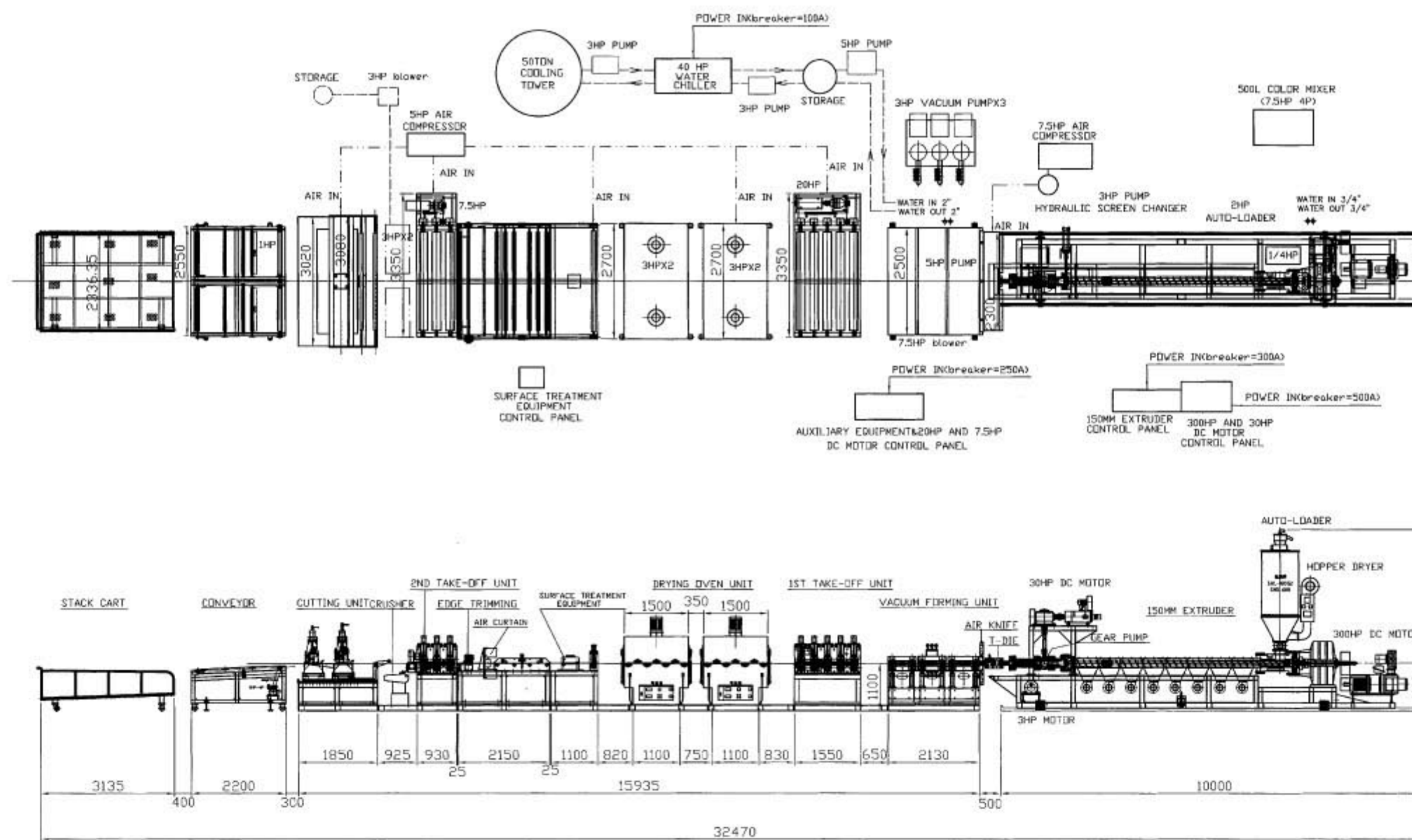


1300mm PP/PC HOLLOW
PROFILE SHEET EXTRUSION LINE



CHI CHANG MACHINERY ENTERPRISE


2100mm Wide



PP



PP



PC

Application: Advertisement board, exhibition board, packaging, house decoration, stationary accessories, static prevention board, fruit & seafood boxes.



CHI CHANG MACHINERY ENTERPRISE CO., LTD.

HEAD OFFICE:
NO. 43, SINLE ROAD, TAINAN CITY, 702 TAIWAN
TEL: 886-6-261 2121-5

FAX: 886-6-264 5953, 291 7475

E-mail: chichang2014@extrusion.com.tw [Http://www.extrusion.com.tw](http://www.extrusion.com.tw)

(E-mail address will be changed annually)

CHI CHANG MACHINERY ENTERPRISE

PP/PC HOLLOW PROFILE SHEET EXTRUSION LINE

The company you can rely on



**PP/PC HOLLOW
PROFILE SHEET EXTRUSION LINE**




THE COMPANY YOU CAN RELY ON

- * For thirty years, Chi Chang has been designed and manufacturing fully computerised lines for sheet & film extrusion and co-extrusion.
- * Our highly qualified team of engineers, operators and technicians has always been searching for high extrusion technology to meet your requirements.
- * After years researching since our first PP hollow profile sheet extrusion line in 1987, our new generation will produce PP hollow profile sheet with width from 1200mm to 2500mm, thickness from 2mm to 10mm and output upto 500 kg/hr.
- * In the mean time, we are pleased to introduce our new PC hollow profile sheet extrusion line. It is able to produce two-layer and three-layer PC hollow profile sheet with width 1200mm & 2100mm and thickness 5mm-10mm (two-layer) and 16mm (three-layer), and output upto 500 kg/hr.



Vacuum Calibration Unit



150mm Extruder



Take Off Unit & Drying Oven



T-Die Head & Vacuum Calibration Unit

2500mm PP/PC HOLLOW
PROFILE SHEET EXTRUSION LINE
CC/PP-150-HSC-2440W

